

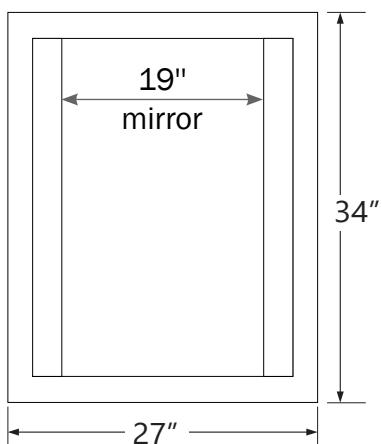


Project _____


Type _____

Notes _____

- Shallow depth, surface-mount with flat edges
- Integral shadow-free vertical BeWell Optics for superior facial modeling
- LED lighting with high color-rendering (90 CRI), as well as red rendering (R9>50) for skin tones
- Fixed 5° tilt adjustment available for ADA accessibility (optional)
- Sensor-enabled amber or white (2700K-4000K) nightlight available



Front view flat shown



Side view flat shown



*Patent pending

Ordering Guide

BCVF		COLOR TEMP.		NIGHTLIGHT (OPT.)		FINISH	
PRODUCT ID		COLOR TEMP.		NIGHTLIGHT (OPT.)		FINISH	
BCVF	Vanity Mirror Flat	30	3000 K	NTL(27)	white 2700 K	AMA	antimicrobial aluminum paint
		35	3500K	NTL(30)	white 3000 K	AMW	antimicrobial white
		40	4000K	NTL(35)	white 3500 K	PL	plated
				NTL(40)	white 4000 K	C	custom*
				NTL(AMB)	amber		
				Nightlight is motion activated by wall sensors		Antimicrobial finish is standard. * Consult factory for NSF.	

VOLTAGE		REMOTE CONTROLS (OPTIONAL)		TILT (OPTIONAL)	
120	120 V	DS(#)	daylight sensor	BT	5° Tilt Bracket
277	277 V	OS(#)	occupancy sensor		
UNV	universal	DOS(#)	daylight & occupancy sensor		
		EN(#)	Enlighted integral*		
		ENR(#)	Enlighted remote*		
		WC(#)	wireless control dimming		
		* Please consult factory Specify quantity. See integrated controls guide for more details.			

● LIGHT GUIDE

High precision light guide made of PMMA material, allows distribution of controlled light in all 3-dimensions to put light on both vertical and horizontal planes within the space. Patented lightguide design featuring molecular optics and precision-coupled optic components yield a high efficiency luminaire. In-plane mixing maximizes color uniformity while light emitting area is uniform and diffuse without 'head lighting' from the LEDs.

● CONSTRUCTION

Frame	Extruded aluminum, powder coated
Light box	Extruded Aluminum high reflectance White finish
Back Plate	14ga Aluminum Sheet with impact support tray
Mirror	Acrylic with clear sections and anti-scratch coating (Polycarbonate option)
Mounting Frame	20ga formed anti corrosive Stainless Steel
Fasteners	Passivated, corrosion resistant 316 stainless Steel
Mounting Fasteners	Tamper resistant Torx Screws
Diffusers	PMMA Optical Film

i Specification sheets for wall mounted Vanity Mirror luminaires are available at: www.balancedcare.axislighting.com under 'Downloads' tab.

● ELECTRICAL

Lutron driver* (remote only) LDE1 - Hi-lume 1% EcoSystem with Soft-on, Fade-to-Black
LTEA - Hi-lume 1% 2-wire (120V forward phase only)
*Consult factory

Other drivers (remote only)** DALI - Digital Addressable Lighting Interface
DMX - Digital Multiplex
LV - line voltage - Advance Mark 10
Xitanium SR - For wireless sensor

Power over Ethernet MOLEX POE drivers* (remote, consult factory for more information) IGOR
O - Other (Consult factory)

UL2108 certified for integral or remote driver

Emergency (remote only) Consult factory Emergency battery pack or emergency circuit optional.

Input Voltage 120V, 277V, 347V (Remote driver only), UNV, DC.

*Choose driver from available options.

i Incorporating these components may have limitations or affect the length of the luminaire. Please contact factory for more details.

● OPTICS

BeWell Optics



BalancedCare™ BeWell™ light guide technology provides multiple precise distribution options to deliver the many layers of light required in healthcare environments.
Direct Lighting - Optical high transmission volumetric diffuser with integral light scattering regions.
Indirect Lighting - Optical transmissive diffuser with light scattering reflective and transmissive regions.

● LED SYSTEM

CRI	Higher than 90 CRI with R9>50
CCT	Choice of 3000K, 3500K and 4000K color temperature with a great color consistency (within 3.5-step MacAdam ellipse).
LED life	Minimum 50,000h with 70% of lumen maintenance in 25°C ambient temperature, in compliance with IES LM-80 testing measurements.
Thermal management	Aluminium housing acting as the heat sink to maximize life.

● FINISH

Antimicrobial aluminum paint, powder coated and custom finishes are also available.

● APPROVALS

Certified to UL standards
Suitable for damp locations.
NSF approved.

● WEIGHT

Vanity Mirror Flat 22.5 lbs / 10.2 kg

● WARRANTY

BalancedCare™ by Axis Lighting will warrant defective LEDs, boards, and drivers for 5 years from date of purchase. Warranty is valid if luminaire is installed and used according to specifications.

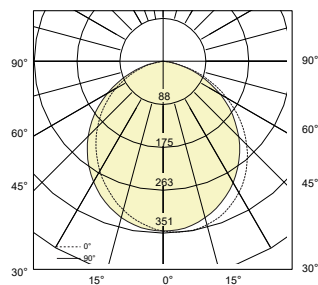
If defective, BalancedCare™ will send replacement boards or drivers at no cost along with detailed replacement instructions and instructions on how to return defective components to BalancedCare™.

● PHOTOMETRIC DATA

VANITY MIRROR 3500K

BCVF

PHOTOMETRIC CURVE



Luminaire Lumens: 897 lm
Input Watts: 11.85 W
Efficacy: 76 lm/W
 IES FILE: BCVF-35-AMW-120.ies

TESTED ACCORDING TO IES LM-79-2008

CANDELA DISTRIBUTION

Vertical Angle	Horizontal Angles				
	0	22.5	45	67.5	90
0	346	346	346	346	346
5	345	347	349	350	350
15	331	337	342	345	346
25	304	313	320	324	326
35	266	276	284	288	291
45	219	228	235	240	242
55	166	172	176	182	184
65	106	110	111	117	119
75	48	50	50	54	54
85	6	8	8	9	9
90	1	1	1	1	1

ZONAL LUMENS

Zone	Lumens
0	
0-10	33
10-20	93
20-30	139
30-40	165
40-50	166
50-60	144
60-70	100
70-80	48
80-90	20
90	0

LUMINANCE DATA (cd/m²)

Vertical Angle	Horizontal Angles		
	0	45	90
45	6168	6609	6815
55	5742	6109	6397
65	5006	5226	5598
75	3684	3812	4183
85	1460	1889	2069

i All IES files are available for download at: www.balancedcare.axislighting.com